


TRIMMER

With circular rotating blade cutting unit and manual activation



TAGLIERINA

Con unità di taglio a lama rotante circolare e comando manuale



PLY CLAMP

Lock/unlock layers at each trimming

PINZA STRATI


Bloccaggio/sbloccaggio strati ad ogni rifilatura

RHD8 ROLL HOLDER WITH END CUTTER

Spreading of sheets of multi-ply materials from rolls, trimmed and aligned to size.

PORTA ROTOLI RHD8 CON RIFILATORE

Stesura di fogli di materiali in multistrato da rotoli, rifilati e allineati a misura.



MODULAR LENGHT

Spreading table of PT connected modules and roll-up measurement belt with centimeter grid

LUNGHEZZA MODULARE

Piano di stesura a moduli PT concatenati, con nastro di misurazione centimetrato avvolgibile

RHD8 + PS

COMELZ-ISRAEL

END CUTTER + PLY SHIFTER

24 YOM HA'KIPURIM ST. HOLON 58485 ISRAEL
TL: +972-505256468 FAX: +972-3-5566824
www.a-saranga.com comelz.israel@gmail.com



מ.ס. שרותי הנדסה

רח' יום הכיפורים 24 חולון 5848567
טל. 03-5566824 פקס 03-5581726
נייד. 050-5256468 אב"י סרגה

COMELZ

PERFORMING INNOVATION

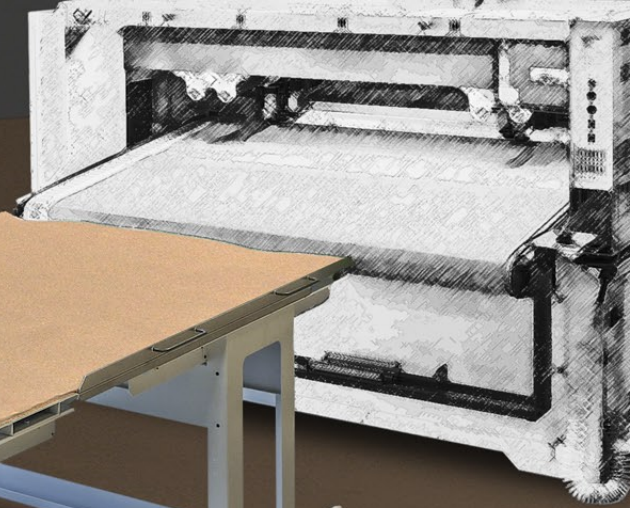
INTEGRATED WITH CUTTING

Multi-ply transfer on the cutting unit without manual repositioning.



INTEGRATO AL TAGLIO

Deposito del multi-strato sull'unità di taglio senza riposizionamento manuale.



PLY SHIFTER

Re-aligning of multi-ply on a PT connected modules table and shifting on the cutting unit by means of a patented sliding drawer.

TRASLATORE STRATI

Ri-allineamento del multi-strato su piano a moduli PT concatenati e trasferimento sull'unità di taglio tramite scorrimento a cassetto brevettato.

SIMULTANEOUS PREPARATION

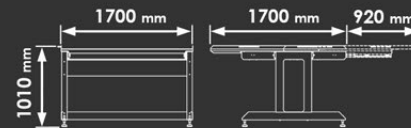
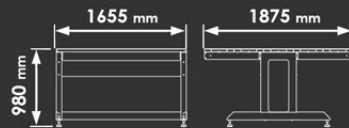
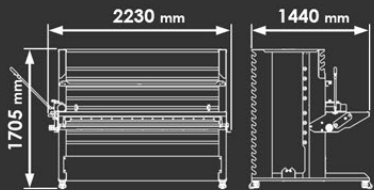
During the cutting of the last portion of the material it is already possible to prepare the loading of the next multi-ply.

PREPARAZIONE IN PARALLELO

Durante il taglio dell'ultimo tratto di materiale è già possibile preparare in parallelo il caricamento del multi-strato successivo.



COMELZ
PERFORMING INNOVATION



RHD8

PT

PS

1600 mm	Material width	1600 mm	Larghezza materiale	1600 mm
230 V - 50/60 Hz	Power supply (single-phase)	-	Alim. elettrica (monofase)	-
400 W	Max power consumption	-	Assorbimento elettrico max	-
340 Kg	Net weight	172 Kg	Peso netto	186 Kg

